

Restorative Dentistry & Endodontics

Endodontics

Endodontics involves the treatment of the soft tissue, or “pulp”, which lives in the centre of the tooth, and down the middle of the roots. The pulp contains nerves and blood vessels and also the cells that originally formed the tooth. The pulp is easily damaged by bacteria that can penetrate it from decay, trauma, gum recession, and through cracks caused by heavy biting forces.

If the pulp is infected by bacteria it is often painful, and can, if not treated, lead to death of the pulp, and an abscess. Treatment of an infected dental pulp involves root canal treatment, in which all the dead and dying tissue is cleaned out using a combination of mechanical cleaning, and anti-bacterial agents. The resulting space is then carefully sealed with a root filling (using a special rubber-like material) to minimise the possibility of bacteria re-infecting the area.

The techniques for doing this are complex and require great skill to do effectively. At The River Practice, an operating microscope is used to ensure that the work is carried out thoroughly.

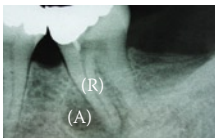


fig.1

fig.1 Pre-treatment X-Ray film showing a dental abscess (A) forming due to infection of the root canal (R).

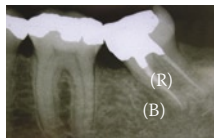


fig.2

fig.2 The tooth properly treated with a root filling (R), showing new bone starting to fill-in the old abscess site (B).

The investment required

The complexity of endodontic treatment varies greatly. Some teeth have a single, wide, straight root canal, whilst others may have 4 (or occasionally more) narrow and curved canals. There may be other complicating factors such as difficulty in accessing the root system due to overlying crowns or bridges. For this reason, a consultation appointment is nearly always necessary to discuss your requirements, and to assess the extent of the problem and work required. Our enclosed price list will give you an indication of the likely cost for different procedures. If you request urgent treatment, the specialist will endeavour to provide this at your first appointment after a verbal quote. More usually, we will send you a written quote after your consultation for you to consider before any complex work is carried out.

Once the treatment is completed, a report will be sent to your own dentist who can usually provide any final work that you may need, such as a protective crown over the tooth.

Periodontal Disease

This condition affects many people. It causes loss of the bone support for the teeth and when severe can lead to loosening, drifting and loss of teeth. Gum disease is caused by the bacteria in the plaque on teeth.

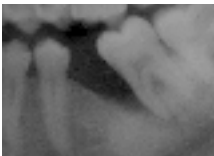
Some people are more prone to gum disease than others and can suffer from gum disease despite good oral hygiene. Smoking dramatically increases the destruction caused by gum disease and all programs designed to combat gum disease include smoking cessation advice.

Unfortunately there is no absolute cure for gum disease but treatment for it can be undertaken to reduce the rate of destruction and to repair the damage already caused.

Treatment for gum disease

Treatment for gum disease usually includes the following stages

1. Initially a careful assessment of the type of disease and the extent of the damage is carried out and the possible treatment options discussed.
2. Hygiene treatment is instituted to improve the level of homecare to a very high standard.
3. The teeth are thoroughly cleaned and polished.
4. When required, topical antiseptics and antibiotics can be applied to the teeth to help combat the bacteria.
5. Surgery can be used to improve the health and shape of the gums and to regenerate damaged tissue.
6. A maintenance program is established to prevent reoccurrence of the disease.
7. Orthodontics (braces) can be used to re-align teeth that have drifted. Some modern braces are almost invisible.



Severe bone loss around tooth due to advanced gum disease. Tooth likely to be lost soon if not treated.



After treatment. Some of the bone has grown back, and the tooth now has a much better long-term future.

What if I don't like the colour of my teeth?

Teeth that do not have visible fillings, or porcelain work, can usually be successfully whitened. The most predictable method of achieving this is to use a custom-made clear tray that contains a special whitening agent, and is worn at home for a few days, or a few weeks, depending on the result desired.



Before



After

Our commitment to quality

The specialist dentists have undergone extensive further training, and are involved in teaching at a postgraduate level. You can be confident that they will provide the highest quality dental care available.

Service

Our team has won national awards for the service that we provide. We appreciate that everyone has different needs and are happy to take time to explain everything to you as well as ensure your time with us is as relaxing and comfortable as possible.

River Practice Specialist Centre

Castle Mews, 10 Castle Street, Truro, Cornwall TR1 3AF
Tel 01872 242444 www.riverpractice.co.uk